

Event Scheduling at WVU through 25Live at  
<https://25live.collegenet.com/wvu>

25Live can be used to request spaces in general purpose classrooms or the recreation fields.  
Not for use in requesting classrooms for Credited Courses.  
Spaces must be requested 2 business days in advance.


**SUPPORTED BROWSERS**

Mozilla Firefox and Google Chrome are the recommended browsers for accessing 25Live.

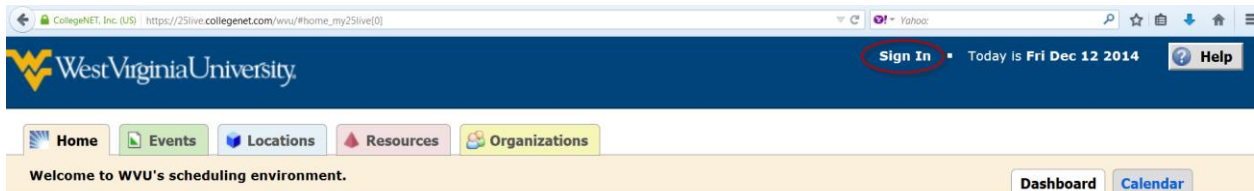
**Do not use Internet Explorer.**

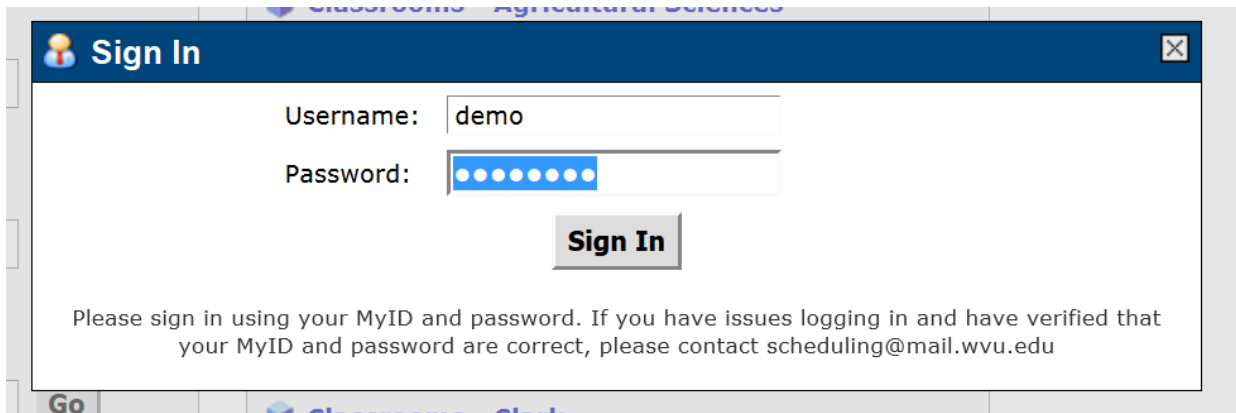
## How to Log into 25Live

1. To access 25Live, type in <https://25live.collegenet.com/wvu> in your browser (Chrome or Firefox) and wait for the page to load.



2. Click "Sign In" to begin the process of requesting space through 25Live. You will need to sign in with your My ID username and password.





3. You are now logged in if you see that “Welcome, YOUR NAME” in the front page.

